

CWC PCN patient demographics

2023

Data source: Health Quality Council of Alberta (March 31, 2023)





317,532
Total number of
PATIENTS




5.3
Average visits to a
FAMILY PHYSICIAN
(per year)

Age distribution OF CWC PCN PATIENTS


 Female	Age	 Male
31,134	0-17	34,064
39,142	18-34	32,212
68,378	35-64	64,021
19,443	65-79	18,212
6,761	80+	4,431

**At the time of data collection, statistics on other and unknown gender segments were not available.*




69.8%
Patients who received
PREVENTIVE
CANCER SCREENING
(breast, cervical, and colorectal)


Chronic disease prevalence FOR TOP 4 MAJOR CONCERNS




13%
Asthma



12%
Hypertension



7%
Diabetes



5%
*Coronary
artery disease*